



Head Start and Early Head Start




ANNUAL REPORT PROGRAM YEAR 2019–2020

The Northwest Michigan Community Action Agency Head Start

Our Philosophy

We believe that children need strong families in order to develop into mature adults who are productive members of society.

Our goal is to nurture families. We will seek whatever support is available and advocate for what is needed to enable the children in each family to be successful in school and beyond.

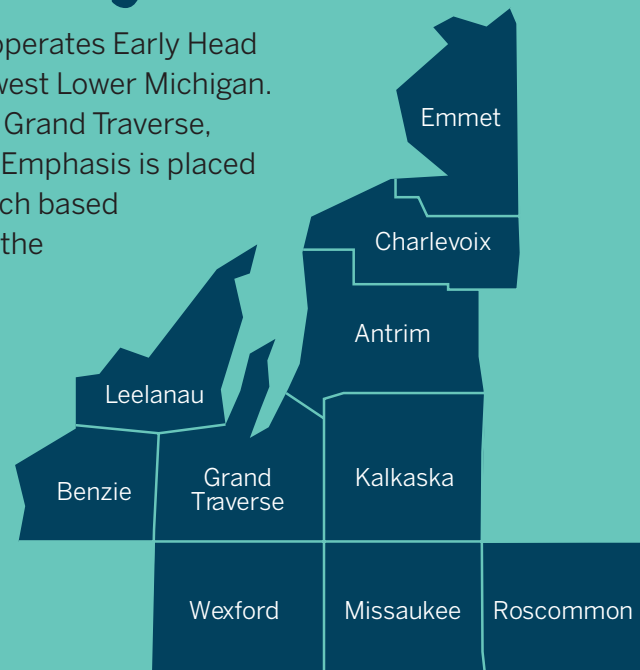


Vision Statement

Helping people help themselves through staff, community and family partnership.

About Our Program

Northwest Michigan Community Action Agency (NMCAA) operates Early Head Start and Head Start programs in the 10 counties of Northwest Lower Michigan. These counties include Antrim, Benzie, Charlevoix, Emmet, Grand Traverse, Kalkaska, Leelanau, Missaukee, Roscommon, and Wexford. Emphasis is placed on strengthening families through the use of proven, research based practices that bring resources to children and families with the ultimate goal of providing a foundation of rich experiences and skill development that will support a child's successful transition to their next learning environment. NMCAA recognizes the importance of the family on this journey to school readiness and provides a comprehensive approach to services that includes high-quality educational experiences for children, a focus on health (including physical, dental and social/emotional health) and resource/referral support to enhance overall family well-being.



Community Needs Assessment

A complete needs assessment for NMCAA Early Childhood Program's was last conducted in 2017 and has received yearly updates since that time. 2021 updates to the needs assessment showed the following key findings:

- The following issues are community health focuses throughout the 10 county area:
 - Ensure a community that provides preventative and accessible mental health and substance abuse services
 - Address basic needs of living to create resiliency and promote equity
- From 2016–2019, population trends in NMCAA's 10 county service area have remained relatively stable.
- From 2016–2019, each of the 10 counties in the NMCAA service area showed a decrease in the number of children, ages –5, living in households with incomes at or below 130% of the FPL, receiving food assistance. From 2019–2020 all of these counties, with the exception of Roscommon, showed a subsequent increase.
- Throughout the NMCAA service areas, the largest increases in children experiencing homelessness from school year 18–19 to school year 19–20 occurred in the following districts: Cadillac Area Public Schools, McBain Rural Agricultural, Bellaire Public Schools, Central Lake Public Schools, and Harbor Springs School District. The largest decreases occurred in: Kalkaska Public Schools, Leland Public School District, Roscommon Area Public Schools, Suttons Bay Public Schools, and Glenn Lake Community Schools.
- From 2016–2020, Grand Traverse County had the highest number of children in out of home care, followed by Wexford County. However, the rates of children in out of home care in these counties fell below the rates in Roscommon, Kalkaska, and Antrim Counties.
- The percent of children in Roscommon and Antrim Counties in special education was near the overall Michigan percentage, while the percent of children enrolled in special education in each of the other NMCAA service area counties fell below the Michigan percentage.
- In 2019, the majority of families in the NMCAA service area, were two parent households. The percentage of single parent households in Missaukee, Roscommon, and Wexford Counties were found to be 48.5%, 43.1%, and 42.8%, above the Michigan percentage of 40.6%.
- In the majority of households, with children ages 0–5, throughout the NMCAA service area, all able adults were employed in 2019.
- In each of the ten counties, the 0–5 population in 2019 was larger than the number of available child care slots and preschool slots combined.



Program Options

NMCAA Early Childhood Programs offer a variety of service options and work to best meet the needs of children and families.

Part-Day Center Based Classroom

(serves 54 children)

- September through May
- 4 days per week, 4 hours per day
- Parents receive 4 contacts per year in the form of Home Visits and Parent/Teacher Conferences.

Extended Day Center Based Classroom

(serves 492 children)

- September through June
- 4 days per weeks, 6–7 hours per day
- Parents receive 4 contacts per year in the form of Home Visits and Parent/Teacher Conferences.

Collaborative Centers

(serves 126 children*)

- September through mid-August
- 48 weeks, hours vary by center
- Parents receive 4 contacts per year in the form of Home Visits and Parent/Teacher Conferences.

* 18 children Early Head Start, 108 children Head Start



Early Head Start Child Care Partners and Center Based Classroom

(serves 74 children**)

- September through mid-August
- Child Care Partners, 48 weeks
- NMCAA operated center-based classrooms, 46 weeks
- Parents receive 4 contacts per year in the form of Home Visits and Parent/Teacher Conferences.


** 32 Direct Operated, 42 Child Care Partnerships

Early Head Start Home Based

(serves 245 children)

- Year round home visiting program with opportunities for families to attend socialization experiences at a variety of child development centers in all counties, serving children birth to 3 and expectant families.
- Families receive 46 weekly home visits per year and a minimum of 24 socialization experiences.

The relationships my son made with the students and teachers has helped prepare him for going into kindergarten.



Enrollment

Total Number of Children and Families Served, Average Monthly Enrollment



Funded Enrollment:

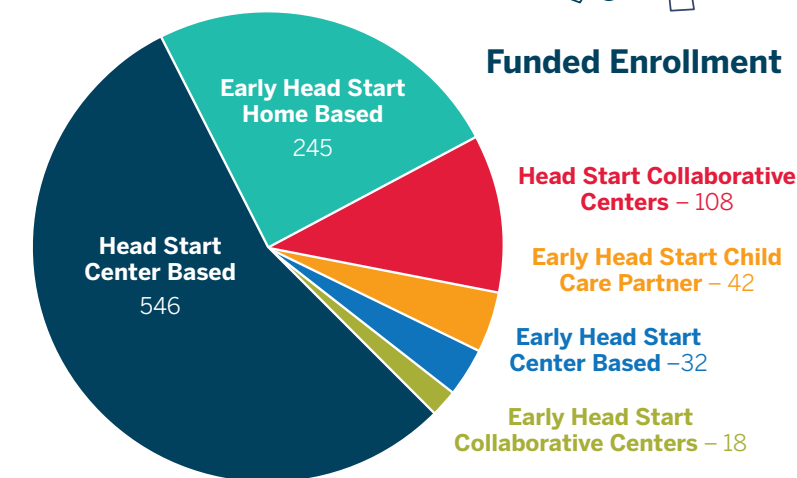
Head Start – 654
Early Head Start – 263
Early Head Start Expansion – 74

Total Number of Children Served:

Head Start – 721
Early Head Start – 386
Expectant Women – 12
Early Head Start Expansion – 55

Total Number of Families Served:

Head Start – 684
Early Head Start – 374
Early Head Start Expansion – Information Unavailable



Average 2020 enrollment was lower than funded enrollment, due to the COVID-19 Pandemic. The average monthly enrollment for Head Start was 465, or 71% of full funded enrollment, for the 12 month period. The average monthly enrollment for Early Head Start was 50, or 68% of full funded enrollment, for the 12 month period.

Percentage of Eligible Children Served (program year 2019–2020)

Michigan Kids Count data for 2019 estimates 3,126 children under the age of 5 with a family income at or below 130% of the Federal Poverty Guidelines living in the ten county region or Northwest Michigan served by NMCAA. Estimated % of eligible children served by NMCAA Head Start and Early Head Start Programs: 30.93%

County	Eligible Children*	Children Served in HS and EHS	Children Served in EHS Expansion	Percent of Eligible Children Served in HS and EHS**
Antrim	251	92	8	39.84%
Benzie	160	53	0	33.13%
Charlevoix	205	84	0	40.98%
Emmet	259	94	0	36.29%
Grand Traverse	703	172	16	26.74%
Kalkaska	233	43	0	18.45%
Leelanau	89	13	0	14.61%
Missaukee	219	74	0	33.79%
Roscommon	315	51	4	17.46%
Wexford	692	241	22	38.00%
Total	3,126	917	50	30.93%

*MI Kids Count Data 2019– Children Ages 0–5 Eligible for SNAP (eligibility equals 130% FPL)

** These numbers show only the percentage of eligible children served through NMCAA Head Start and Early Head Start programs and do not represent a total that includes children served through other early childhood program options in these counties.



Funding

Total Amount of Public and Private Funds Received and the Amount from Each Source

Head Start and Early Head Start Primary Grant - Base Operations Funding (CH)

Revenue Fiscal Year 2020	Cash	Non-Cash
Department of Health and Human Services – Federal Cash	\$9,270,489	
USDA – Federal Cash	\$393,899	
Other Local Government Funding Agreement with Local School Districts to operate 4 year old programs (GSRP)	\$1,466,397	
Other Funding Private Community Foundation Funding for Central Lake Preschool	\$140,500	
Non-Federal Share		\$1,499,452*
Total	\$11,271,285	\$1,499,452*

*Adjusted through waiver process

Early Head Start Expansion - Base Operations Funding (HP)

Revenue Fiscal Year 2020	Cash	Non-Cash
Department of Health and Human Services – Federal Cash	\$ 1,463,796	
USDA – Federal Cash	\$22,779	
Other Income	0	
Non-Federal Share		\$146,068*
Total	\$1,486,575	\$146,068*

*Adjusted through waiver process

Explanation of Budget Expenditures and Proposed Budget for Fiscal Year

Head Start & Early Head Start Primary Grant (CH)

(01/01/2020–12/31/2020)

Base Operations

Fiscal Year 2020	Budget
Personnel	\$4,932,204
Fringe Benefits	\$954,347
Travel	\$27,201
Equipment	\$15,590
Supplies	\$285,364
Contractual	\$983,048
Other	\$1,265,561
Total Direct Charges	\$8,463,315
Indirect Charges	\$807,174
Total	\$9,270,489

Early Head Start Expansion (HP)

(03/01/20–2/28/2021)

Fiscal Year 2019	Budget
Personnel	\$652,920
Fringe Benefits	\$131,735
Travel	\$12,186
Equipment	\$0
Supplies	\$68,784
Contractual	\$418,565
Other	\$179,606
Total Direct Charges	\$1,463,796
Indirect Charges	\$139,304
Total	\$1,603,100

Additional Funding Received



Head Start & Early Head Start Primary Grant (CH) (01/01/2020–12/31/2020)

Cost of Living Adjustment and Quality Improvement	Budget
Personnel	\$268,877
Fringe Benefits	\$42,746
Travel	
Equipment	
Supplies	\$6,370
Contractual	\$56,659
Other	\$37,107
Total Direct Charges	\$411,759
Indirect Charges	\$41,132
Total	\$452,891

CARES Supplement	Budget
Personnel	\$92,094
Fringe Benefits	\$7,907
Supplies	\$290,000
Total Direct Charges	\$90,000
Indirect Charges	\$9,000
Total	\$99,000

Health and Safety Supplement: Missaukee Child Development Center Connection to City Water	Budget
Contractual	\$90,000
Total Direct Charges	\$90,000
Indirect Charges	\$9,000
Total	\$99,000

Early Head Start Expansion (HP) (03/01/20–2/28/2021)

Cost of Living Adjustment and Quality Improvement	Budget
Personnel	\$42,373
Fringe Benefits	\$7,784
Contractual	\$7,749
Other	\$2,348
Total Direct Charges	\$60,254
Indirect Charges	\$6,026
Total	\$66,280

CARES Supplement	Budget
Supplies	\$20,000
Other	\$39,120
Total Direct Charges	\$59,120
Indirect Charges	\$5,912
Total	\$65,032

Carryover Startup Funds	Budget
Other	\$191,281
Total Direct Charges	\$191,281
Indirect Charges	\$19,128
Total	\$210,409

We were nervous with how our son would do being away from home for the first time but this program was wonderful for his educational and social development.



Comprehensive Approach

“It takes a village to raise a child and the skills my child learned were things I would not have thought about – great resources and new ideas and approaches to everyday life.”

Head Start provides a focus on four major components:

- **Education:** Providing a variety of learning experiences to help children grow intellectually, socially, and emotionally
- **Health:** Providing health services such as immunizations, dental, medical, and mental health, and nutritional services, and early identification of health problems
- **Parent Involvement:** Involving parents in the planning and implementation of activities
- **Social Services:** Provide outreach to families to link them to community services



Physical Health



NMCAA Head Start and Early Head Start staff support families in ensuring that their children have access to medical and oral health care and are up to date on recommended immunizations, well child checks, and dental exams and screenings according to the Early and Periodic Screening, Diagnosis, and Treatment (EPSDT) schedule.

Access to preventive healthcare was often times delayed as a result of the COVID-19 Pandemic.

Percentage of children up to date on schedule of EPSDT at end of year:

- Head Start: 72%
- Early Head Start: 71%
- Early Head Start Expansion: 31%

Percentage of children who received a dental exam:

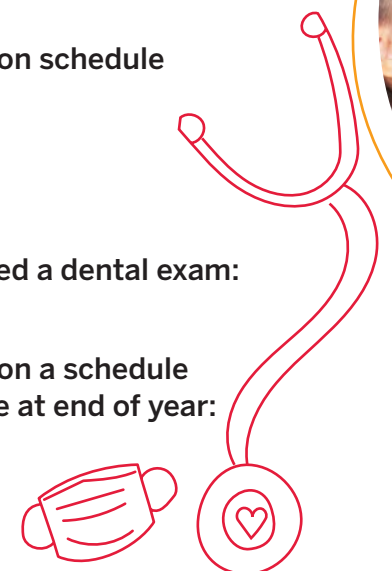
Head Start: 67%

Percentage of children up to date on a schedule of age-appropriate oral health care at end of year:

- Early Head Start: 46%
- Early Head Start Expansion: 20%



Health is the foundation of school readiness!



Parent Involvement Activities

NMCAA Early Childhood Programs could not exist without the tremendous level of involvement put forth by the families of enrolled children. Participating in the program can help parents gain a better understanding of how the program is helping their child learn and grow. It also shows children that learning and school are important to their family.



Families can get involved in the program in the following ways:

1

Parents/Guardians have the right to make decisions about the operation of the program by:

- Becoming an active member in the Parent Committee.
- Talking with other parents and staff about the program and ways that each person can help.
- Supporting and assisting their Policy Council Representatives with center information and concerns and/or as a Policy Council Representative.



2

NMCAA Head Start and Early Head Start programs utilize the Your Journey Together Curriculum with families. Components of this curriculum are interwoven into many of our family engagement activities.

Examples of Family Engagement Activities:

- Parent Meetings
- Parent/Teacher Conferences
- Home Visits
- EHS Socializations
- Policy Council
- Volunteer Activities
- Parent Workshops

3

Examples of Parent Workshops offered during the 2019–2020 Program Year:

- Self-Care
- Healthy Eating
- Building Resiliency



The family is the primary force in preparing children for school and life, and children benefit when all of the adults who care for them work together.

(Bronfenbrenner, 2004)

“

I have grown as a parent so much because of this program. All of my children will go to the program.”



Preparing for Kindergarten

NMCAA Child Development Programs staff are committed to preparing children and their families for kindergarten. Our assessment tool, Teaching Strategies GOLD, is aligned to our program curriculums, the Head Start Early Learning Outcomes Framework, and state benchmarks for school readiness. These tools assist teachers and home visitors, in conjunction with parents, in designing individualized lesson plans and learning experiences to support children in growing to their fullest potential. Information on program school readiness goals can be found at nmcaa.net.



Early Learning Outcomes Framework

- Presents five broad areas of early learning, referred to as central domains
- Designed to show the continuum of learning for infants, toddlers, and preschoolers

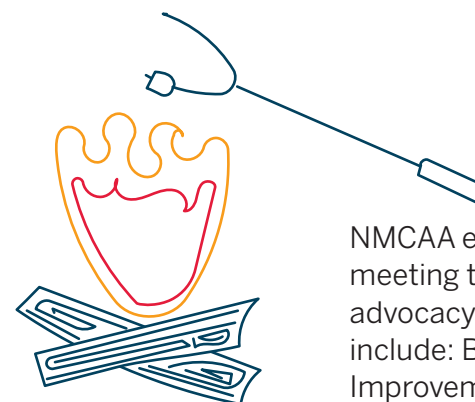
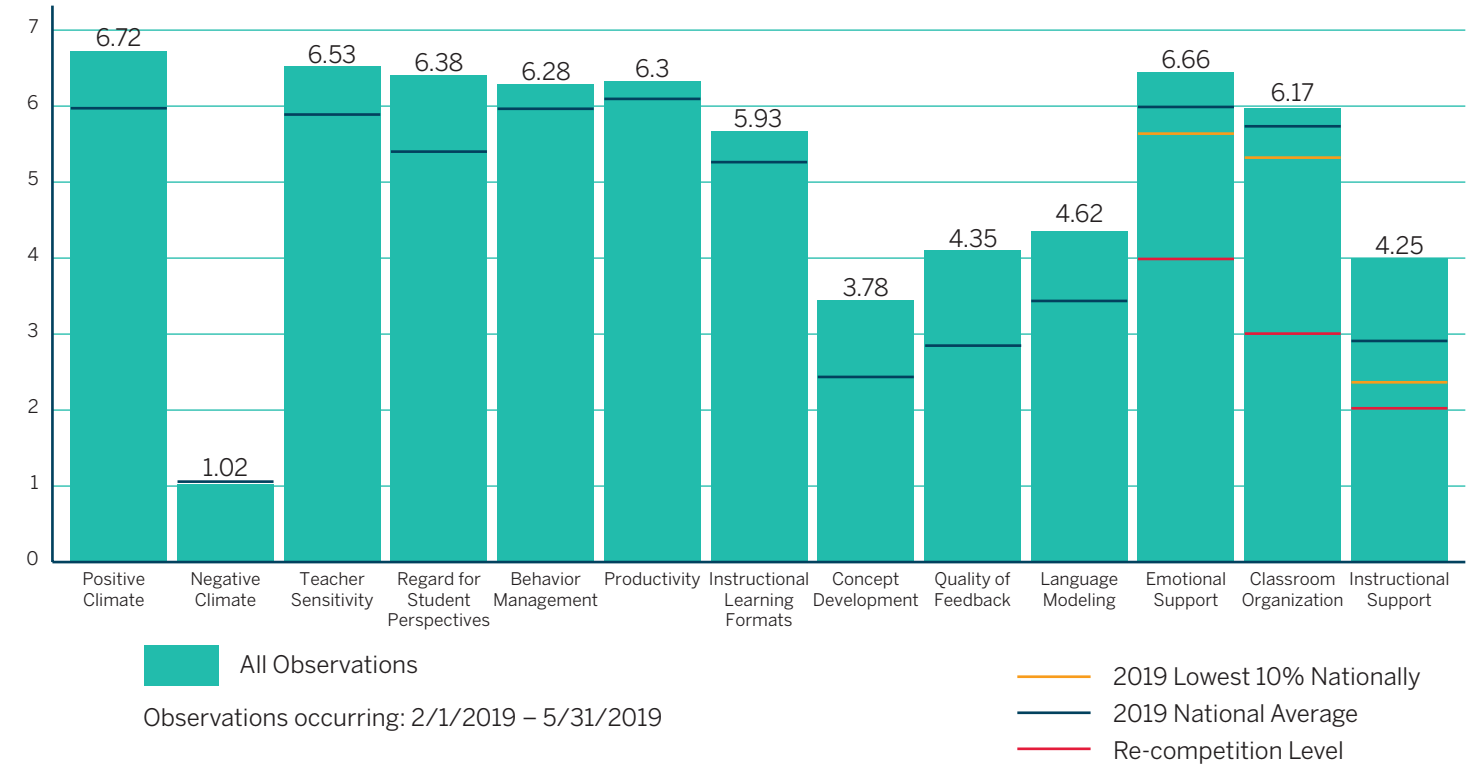
	CENTRAL DOMAINS				
	APPROACHES TO LEARNING	SOCIAL AND EMOTIONAL DEVELOPMENT	LANGUAGE AND LITERACY	COGNITION	PERCEPTUAL, MOTOR & PHYSICAL DEVELOPMENT
INFANT/TODDLER DOMAINS	Approaches to Learning	Social & Emotional Development	Language and Communication	Cognition	Perceptual, Motor & Physical Development
PRESCHOOLER DOMAINS	Approaches to Learning	Social & Emotional Development	Language and Communication Literacy	Mathematics Development Scientific Reasoning	Perceptual, Motor & Physical Development

Program Curriculum and Assessment Tool Information

	Curriculum	Assessment
Early Head Start Home Based (Year round programming)	Parents as Teachers <ul style="list-style-type: none"> • Supports and engages parents in their child's development • Provides early detection of developmental delays • Helps strengthen families 	Teaching Strategies GOLD Four checkpoint periods that provide a snapshot of children's developmental progress Fall, winter, spring, and summer
Early Head Start Collaborative Centers and Child Care Partnerships	Creative Curriculum <ul style="list-style-type: none"> • Sets the stage for learning in six developmental areas with 23 objectives • Environmentally-based approach 	Teaching Strategies GOLD Four checkpoint periods that provide a snapshot of children's developmental progress Fall, winter, spring, and summer
Head Start Programs and Collaborative Centers	Creative Curriculum <ul style="list-style-type: none"> • Sets the stage for learning in six developmental areas with 23 objectives • Environmentally-based approach 	Teaching Strategies GOLD Three checkpoint periods that provide a snapshot of children's developmental progress Fall, winter, and spring

NMCAA – Pre-K CLASS® Average Score Charts

Classroom Assessment Scoring System (CLASS) is a tool used in Head Start Classrooms to assess the quality of interactions between teachers and students



NMCAA empowers residents in solving community problems as well as meeting their individual needs through case management counseling, advocacy, group participation, and service provision. Additional Services include: Budgeting Assistance, Food Distribution Programs, Home Improvement Services, and Homeless Prevention Programs

For more information, visit nmcaa.net or call:

Antrim, Charlevoix and Emmet Counties

(800) 443-5518

Benzie, Grand Traverse, Kalkaska and Leelanau Counties


(800) 632-7334

Missaukee, Roscommon and Wexford Counties


(800) 443-2297



Results of the most recent review by the secretary and the financial audit can be found at nmcaa.net.



Helping People.
Changing Lives.



Northwest Michigan Community Action Agency
3963 Three Mile Road | Traverse City, MI 49686
231.947.3780 | 800.632.7334 | nmcaa.net

Illustrations by Ally Heide.